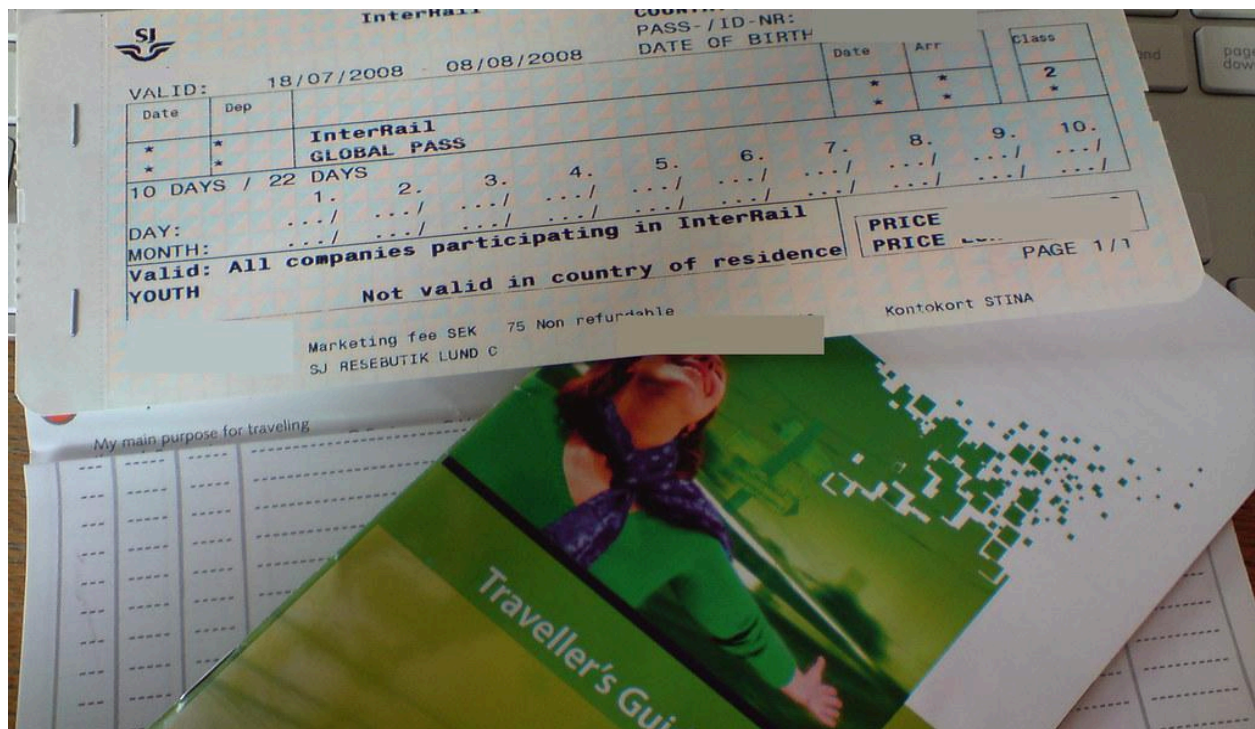


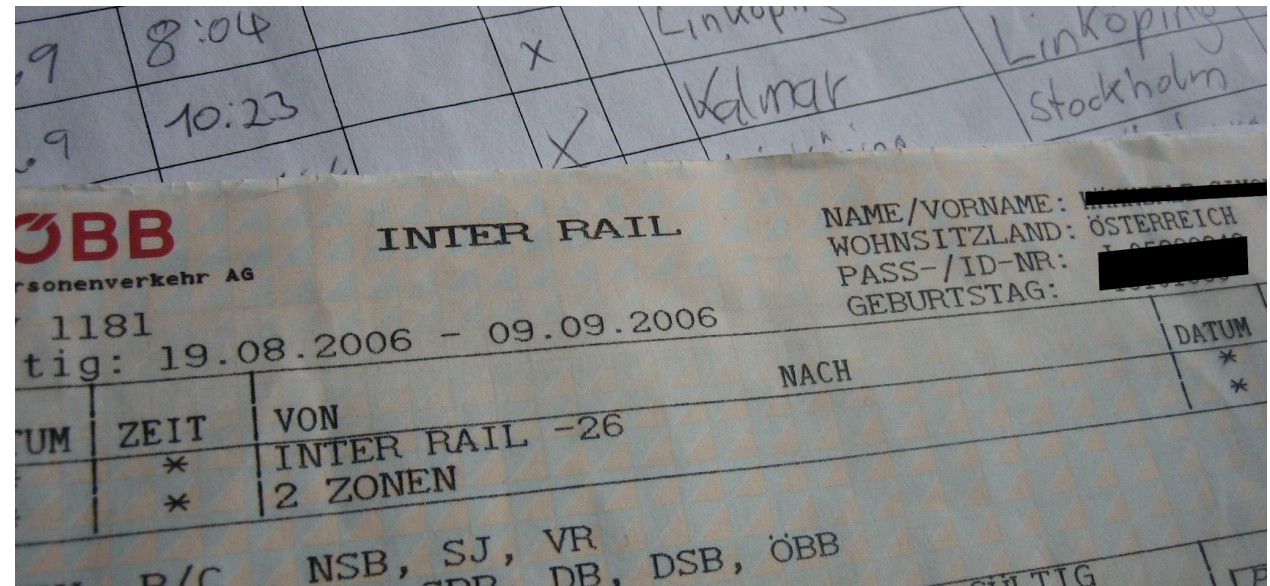
THE ULTIMATE INTERRAIL GUIDE TO EUROPE 2025

Table of Contents

- [1. Introduction](#)
- [2. Understanding Interrail Passes](#)
- [3. Planning Your Route](#)
- [4. Budget Travel Tips](#)
- [5. Accommodation Options](#)
- [6. Transportation Details](#)
- [7. Packing Essentials](#)
- [8. Useful Apps and Resources](#)
- [9. Conclusion](#)
- [10. Frequently Asked Questions](#)



From the snow-capped Alps to the sun-drenched Mediterranean coastlines, from bustling capital



Understanding Interrail Passes

What is Interrail?

Interrail is a unique and flexible way to explore Europe by train. With an Interrail Pass, travelers can access over 30,000 destinations across 33 European countries. The pass allows for unlimited train travel within the validity period, making it an ideal option for those who want to experience multiple European destinations in a single trip.

Eligibility

- European citizens and residents: If you're a citizen or official legal resident of a European country, you can use **an Interrail Pass**.
- Non-Europeans: If you're not a European citizen or resident, you should use the **Eurail Pass** instead, which offers similar benefits.



Pass Types for 2025

Global Pass

The Global Pass allows travel across all 33 participating countries. There are two main types:

Flexi Passes

- 4 days within 1 month: €181 (with 15% discount, normally €212)
- 5 days within 1 month: €204 (with 15% discount, normally €239)
- 7 days within 1 month: €244 (with 15% discount, normally €286)
- 10 days within 2 months: €285 (with 15% discount, normally €335)
- 15 days within 2 months: €353 (with 15% discount, normally €415)

Continuous Passes

- 15 days in a row: €304 (with 15% discount, normally €357)
- 22 days in a row: €374 (with 15% discount, normally €440)
- 1 month in a row: €444 (with 15% discount, normally €522)
- 2 months in a row: €527 (with 15% discount, normally €620) - Most popular option
- 3 months in a row: €610 (with 15% discount, normally €717)

One Country Pass

For travelers who want to explore a single country in depth. Prices start from €58, depending on the country.

2025 Special Promotion

15% off all Global Passes until April 1, 2025. This limited-time spring sale makes Interrail travel more affordable for 2025. Sign up for other sale promotions <https://www.interrail.eu/en>

Age Categories and Pricing

- Youth (12-27): Discounted rates
- Adult (28-59): Standard rates
- Child (4-11): Discounted rates
- Senior (60+): Discounted rates

Pass Format Options

Interrail offers both mobile and paper passes:

- Mobile Pass: Available through the Interrail app, allowing for easy trip planning and ticket management
- Paper Pass: Traditional physical ticket option

Country Restrictions

- The Interrail Pass is not valid in your country of residence
- With a Global Pass, you can make two journeys in your home country:
 - Outbound journey: One trip from your country of residence to begin your journey
 - Inbound journey: One trip back to your country of residence at the end
- These journeys must be taken within the same travel day if multiple trains are used
- One Country Passes can only be used in the specific country they are valid for

Travel Day Rules

- A travel day runs from 00:00 to 23:59 CET
- During one travel day, you can take as many trains as you want
- For Flexi Passes, only the days you travel count against your pass total



Planning Your Route

Top Interrailing Routes for 2025

1. The Classic Grand Tour

- Cities: London > Paris > Munich > Venice > Rome > Barcelona
- Highlights: Eiffel Tower, Neuschwanstein Castle, Colosseum
- Duration: 2-3 weeks
- Perfect for: First-time Interrailers wanting to see Europe's most iconic cities

2. The Nordic Odyssey

- Cities: Copenhagen > Stockholm > Oslo > Bergen
- Highlights: Scandinavian design, fjords, northern lights
- Duration: 10 days
- Perfect for: Nature lovers and design enthusiasts

3. Eastern Europe Explorer

- Cities: Prague > Budapest > Kraków > Dubrovnik
- Highlights: Medieval architecture, thermal baths, Adriatic coast
- Duration: 2 weeks
- Perfect for: History buffs and travelers seeking value for money

4. The Mediterranean Sojourn

- Cities: Nice > Florence > Athens
- Highlights: Riviera beaches, Renaissance art, Acropolis
- Duration: 10 days
- Perfect for: Sun-seekers and art enthusiasts

25 Most Scenic Train Routes in Europe for 2025

Northern Europe

1. Glasgow to Mallaig (Scotland): Scottish Highlands, Isle of Skye ferry connection
2. Stockholm to Narvik (Sweden to Norway): Arctic Circle views, night train
3. Copenhagen to Malmö (Denmark to Sweden): Crossing the 16-kilometer Øresund Bridge
4. Berlin to Copenhagen (Germany to Denmark): Northern Germany scenery, Baltic Sea views

Central Europe

5. Mainz to Cologne (Germany): Rhine Valley castles
6. Vienna to Graz (Austria): Semmering Railway, 16 viaducts and 15 tunnels
7. Interlaken to Lauterbrunnen (Switzerland): Alpine lakes, waterfalls
8. Chur to Tirano (Switzerland to Italy): Bernina Express, panoramic Alpine views

Eastern Europe

9. Prague to Děčín (Czech Republic): Elbe River, gateway to Bohemian Switzerland
10. Banská Bystrica to Margecany (Slovakia): Low Tatras mountains
11. Jesenice to Nova Gorica (Slovenia): Triglav National Park, Julian Alps
12. Ústí nad Labem to Warsaw (Czech Republic to Poland): Eagles' Nests Landscape Park
13. Vatra Dornei to Bistrița (Romania): Northern Romanian countryside

Southern Europe

- 14. Porto to Pinhão (Portugal): Douro Valley vineyards, 26 tunnels, 30 bridges
- 15. Jaca to Canfranc (Spain): Spanish Pyrenees, historic station-turned-hotel
- 16. Naples to Palermo (Italy): Train-on-ferry crossing of the Strait of Messina
- 17. Pisa to Nice (Italy to France): Mediterranean coastline
- 18. Belgrade to Bar (Serbia to Montenegro): Dinaric Mountains, Adriatic coast
- 19. Sarajevo to Mostar (Bosnia and Herzegovina): Neretva River valley

France

- 20. Clermont-Ferrand to Nîmes (France): Cévennes rail line, lakes and forests
- 21. Latour-de-Carol to Villefranche-Vernet-les-Bain (France): Yellow Train, 1,000m elevation gain

Overnight Adventures

- 22. Helsinki to Kolari (Finland): Northern Finland, possible aurora borealis sightings
- 23. Dombås to Åndalsnes (Norway): Rauma Line, Trollveggen rock face



Themed Routes

Historical Journey

- Route: Berlin > Prague > Vienna > Budapest
- Highlights: Berlin Wall, Prague Castle, Schönbrunn Palace, Hungarian Parliament
- Duration: 10-14 days

Coastal Beauty

- Route: Lisbon > San Sebastian > Marseille > Cinque Terre > Split
- Highlights: Atlantic and Mediterranean coastlines, beaches, seafood
- Duration: 2-3 weeks

Mountain Explorer


- Route: Zurich > Innsbruck > Ljubljana > Zakopane
- Highlights: Swiss Alps, Tyrolean mountains, Julian Alps, Tatra Mountains
- Duration: 2 weeks

Cultural Capitals

- Route: Amsterdam > Brussels > Paris > Madrid > Lisbon
- Highlights: Museums, architecture, cuisine, nightlife
- Duration: 2 weeks

Hidden Gems Worth Adding to Your Itinerary

1. Lake Bled, Slovenia: Fairytale island church in an Alpine lake
2. Sintra, Portugal: Colorful palaces and lush gardens
3. Cesky Krumlov, Czech Republic: Well-preserved medieval town
4. Ghent, Belgium: Less crowded alternative to Bruges
5. Bologna, Italy: Food paradise with fewer tourists than Florence or Rome
6. Kotor, Montenegro: Stunning bay surrounded by mountains
7. Colmar, France: Picturesque Alsatian town with colorful half-timbered houses
8. Hallstatt, Austria: Postcard-perfect lakeside village in the Alps



Route Planning Tips

1. Consider travel time: Don't underestimate the time spent on trains. Even with high-speed connections, traveling between major cities can take several hours.
2. Balance big cities and small towns: Mix famous destinations with lesser-known gems for a more authentic experience.
3. Account for reservation fees: Some popular routes (especially in France, Italy, and Spain) require seat reservations at additional costs.
4. Plan a logical path: Avoid zigzagging across the continent to save time and money.
5. Allow buffer days: Build in some flexibility for unexpected discoveries or travel delays.
6. Consider seasonality: Popular destinations like Barcelona or Venice can be extremely crowded in summer months.

7. Research local festivals: Check if your visit coincides with local events or festivals that might affect accommodation availability.

8. Use the Interrail/Eurail app: The official app helps with planning routes and checking train times.

Budget Travel Tips



Money-Saving Tips for Interrail Travel

1. Take the free city tours – Free walking tours are available in most major European cities. They provide a great way to see attractions, learn history, and get oriented without spending money. Just remember to tip your guide!

2. Plan accordingly – Plan your Interrail trip to avoid doubling back. Travel in a straight line or loop to save on transportation costs and time. Book accommodation ahead as affordable places get reserved quickly.

3. Fly cheap when necessary – For long distances where train travel is impractical, book budget flights early. Airlines like Ryanair or Wizz offer fares as low as 5 EUR. Be aware that cheaper flights often use airports farther from city centers.
4. Drink less – Alcohol expenses add up quickly. Utilize happy hours, buy from supermarkets, or enjoy drinks in public spaces (legal in many European countries). Avoid excessive partying to protect your budget.
5. Get a city tourist card – Many cities offer tourist cards that include free public transportation and discounted or free entry to attractions. These can provide significant savings if you plan to do a lot of sightseeing.
6. Use ridesharing – Services like BlaBlaCar allow you to catch rides between cities for a small fee. This can be cheaper than trains for certain routes and offers opportunities to meet locals.
7. Bring a water bottle – Tap water is safe to drink in most of Europe. Bringing a reusable bottle saves money and reduces plastic waste.
8. Cook your own meals – Eating out for every meal gets expensive. Stay in accommodations with kitchen facilities and prepare some of your own meals. Shopping at local markets can also be a cultural experience.

Interrail-Specific Budget Tips

1. Choose the right pass – Select an Interrail pass that matches your travel plans. If you're only visiting a few countries, a One Country Pass might be more economical than a Global Pass.
2. Take advantage of the 15% discount – Purchase your Interrail pass before April 1, 2025, to benefit from the current 15% discount promotion.
3. Avoid reservation fees when possible – Some high-speed trains, especially in France, Italy, and Spain, require seat reservations with additional fees. Plan routes using regional trains to minimize these extra costs.

4. Travel overnight – Night trains can save on accommodation costs. Your Interrail pass covers the journey, and you only need to pay for a seat reservation or sleeping accommodation upgrade.
5. Pack light – Avoid baggage fees on trains that charge for extra luggage. Traveling light also makes it easier to use public transportation instead of taxis.
6. Use pass travel days wisely – With Flexi Passes, plan to maximize each travel day by taking multiple journeys. Group nearby destinations to visit on the same day to optimize your pass usage.
7. Download the Interrail app – The official app helps plan routes, check timetables, and keep track of your journeys without needing internet access all the time.
8. Bring student/youth ID – Many attractions offer discounts for students and young travelers. Always ask about available discounts and carry proper identification.



Food and Dining on a Budget

1. Shop at local markets and supermarkets – Experience local food culture at a fraction of restaurant prices. Markets like Mercado de San Miguel in Madrid or Naschmarkt in Vienna offer fresh, affordable food.
2. Try street food – Affordable and authentic local cuisine can be found at street vendors and food markets across Europe.
3. Look for "Menu of the Day" – Many European restaurants offer fixed-price lunch menus (often called "Menu del Día" in Spain or "Menu du Jour" in France) that are much cheaper than dinner.
4. Picnic in parks – Buy bread, cheese, and local specialties for picnics in Europe's beautiful parks and public spaces.
5. Use food apps – Apps like Too Good To Go help you find discounted meals from restaurants looking to reduce food waste.

Free and Low-Cost Activities

1. Visit museums on free days – Many European museums offer free entry on specific days of the month or certain hours.
2. Explore public spaces – Europe's squares, parks, and historic districts can be explored for free.
3. Attend free festivals and events – Research local events happening during your visit that don't require tickets.
4. Hike in natural areas – Many of Europe's natural attractions, from Alpine trails to coastal paths, are free to access.

5. Use free Wi-Fi – Save on data costs by using free Wi-Fi in cafes, libraries, and public spaces.

Accommodation Options



Hostels

Hostels remain the most popular and budget-friendly accommodation option for Interrail travelers. The European hostel scene has evolved significantly in recent years, with many hostels now offering improved amenities and services.

Top Hostels in Europe for 2025

1. City Backpackers (Stockholm, Sweden)

- Highlights: Cozy beds, outdoor sitting area, sauna, free coffee/tea and pasta
- Price range: Beds from €23, private rooms from €68
- Perfect for: Digital nomads and social travelers

2. St. Christopher's (Barcelona, Spain)

- Highlights: Privacy curtains on beds, large bar/outdoor area, central location near La Rambla
- Price range: Beds from €23, private rooms from €226
- Perfect for: Social travelers who still want some privacy

3. The Flying Pig (Amsterdam, Netherlands)

- Highlights: Comfortable beds, active social scene, helpful staff
- Price range: Beds from €30, private rooms from €180
- Perfect for: Party-oriented travelers and first-time backpackers

4. Goodnight Hostel (Lisbon, Portugal)

- Highlights: Free dinners during high season, sangria, organized nights out
- Price range: Beds from €34, private rooms from €103
- Perfect for: Solo female travelers and social backpackers

5. Gallery Hostel (Porto, Portugal)

- Highlights: Home-cooked Portuguese food, art gallery, free after-dinner drinks
- Price range: Beds from €36, private rooms from €101
- Perfect for: Travelers seeking a more upscale hostel experience

6. Hostel Mostel (Bulgaria)

- Highlights: Locations in Sofia and Veliko Tarnovo, pool table, free Wi-Fi
- Price range: Beds from €8, private rooms from €25
- Perfect for: Budget travelers

7. The Beehive (Rome, Italy)

- Highlights: Organized events, WhatsApp group for travelers, two guest kitchens
- Price range: Beds from €42, private rooms from €83
- Perfect for: Travelers seeking a non-party atmosphere

Budget Hotels and Guesthouses

For travelers seeking more privacy than hostels offer but still wanting to keep costs down:

1. Ibis Budget/Motel One

- Found across Europe with standardized, clean rooms
- Price range: €50-90 per night
- Advantages: Private bathroom, reliable quality

2. Local Guesthouses and Pensions

- Often family-run establishments with local character
- Price range: €40-70 per night
- Advantages: More authentic experience, often includes breakfast

3. B&Bs

- Particularly good value in the UK, Ireland, and Italy
- Price range: €50-100 per night
- Advantages: Homey atmosphere, breakfast included

Alternative Accommodation Options

1. Airbnb and Vacation Rentals

- Good for longer stays or when traveling with friends to split costs
- Price range: €40-150+ per night
- Advantages: Kitchen facilities, more space, local experience

2. Camping

- Numerous campsites across Europe, especially in France, Italy, and Croatia
- Price range: €10-25 per night for a tent pitch
- Advantages: Very budget-friendly, good for summer travel

3. University Accommodations

- Available during summer months in many European cities
- Price range: €25-50 per night

- Advantages: Clean, basic facilities, often centrally located

4. Overnight Trains

- Save on accommodation by traveling at night
- Price range: Seat reservation from €5-35 (with Interrail Pass)
- Advantages: Combines transportation and accommodation costs



Booking Platforms

1. Hostelworld - Specialized in hostels with detailed reviews
2. Booking.com - Wide range of options from hostels to hotels
3. Airbnb - For apartments and private rooms
4. HostelPass - Partners with hostels across Europe, offering digital passes

Accommodation Tips for Interrail Travelers

1. Book in advance for popular destinations, especially during summer months
2. Consider location carefully - staying near train stations can save time and transportation costs
3. Look for accommodations with kitchen facilities to save on food expenses
4. Mix accommodation types throughout your journey to balance budget and comfort

5. Use hostel lockers to keep valuables secure
6. Check cancellation policies as plans may change during Interrail journeys
7. Join hostel loyalty programs if staying at chain hostels like St. Christopher's or Generator

Transportation Details

Understanding Seat Reservations with Interrail

While the Interrail Pass gives you flexible access to trains across Europe, some trains require additional seat reservations:

1. Mandatory Reservations: Required on most high-speed trains, international routes, and night trains
2. Optional Reservations: Recommended during peak travel times but not required
3. No Reservations Needed: Most regional and local trains

Trains Requiring Additional Supplements

Some trains not only require seat reservations but also additional supplements:

1. Brenner and Tarvisio Routes (Austria to Italy)
 - The Tarvisio route covers Vienna to Venice RailJet direct trains
 - The Brenner route covers Germany, Austria, and Italy
 - Costs: 2nd class €10, 1st class €15, Business class upgrade €30
2. IC Direct (Netherlands)
3. EIP Poland
4. Brussels Airport (Belgium)

5. Centovalli Scenic Train (Switzerland/Italy)

6. Eurocity Trieste-Slovenia

Reservation Costs by Country/Train Type

1. France

- TGV: €10 (2nd class), €20 (1st class)
- International TGV: €10-30

2. Italy

- High-speed trains (Frecciarossa, Frecciargento, Frecciabianca): €10 (2nd class), €20 (1st class)

3. Spain

- AVE, Euromed, Alvia: €10 (2nd class), €23 (1st class)

4. International Night Trains

- Seat: €8-15
- Couchette: €20-45
- Sleeper: €35-85

5. Eurostar (London-Paris/Brussels)

- Standard: €30-45
- Standard Premier/Business: €40-55

How to Make Reservations

1. Interrail Reservation Service

- Official online booking tool

- Fees: €2 booking fee per reservation
- Delivery: E-tickets or postal delivery

2. At Train Stations

- Can often be cheaper than online bookings
- No additional booking fees
- Immediate ticket issuance

3. National Railway Websites

- SNCF (France), Trenitalia (Italy), Renfe (Spain), etc.
- May offer better availability than the Interrail reservation service

4. Rail Planner App

- Official Interrail app
- Shows which trains require reservations
- Some reservations can be made directly through the app

Transportation Tips for Interrail Travelers

1. Book high-demand reservations in advance (especially for summer travel)
2. Consider alternative routes using regional trains to avoid reservation fees
3. Use overnight trains to save on accommodation
4. Be aware of strike dates in countries like France and Italy
5. Download the Rail Planner App for offline timetables
6. Allow buffer time for connections, especially when crossing borders
7. Check platform information carefully as it can change
8. Validate your Interrail Pass before your first journey
9. Record journeys in the Travel Diary section of your pass
10. Consider local transportation passes in major cities

Local Transportation Options in Cities

1. Metro/Underground Systems

- Available in most major European cities
- Day passes often offer better value than single tickets

2. Trams and Buses

- Comprehensive networks in most European cities
- Often included in city tourist cards

3. City Cards

- Combine public transportation with free/discounted attraction entry
- Available in most major tourist destinations (e.g., Paris Pass, Roma Pass)

4. Bike Sharing

- Widely available in European cities
- Apps like Donkey Republic, Lime, or city-specific systems

5. Walking

- Many European city centers are compact and pedestrian-friendly
- Free walking tours available in most major cities

Packing Essentials

Essentials

1. Backpack or Duffel Bag: Lightweight and spacious, ideally 40-60L capacity
2. Comfortable Shoes: For all those cobblestone streets and city explorations
3. Reusable Water Bottle: Stay hydrated sustainably
4. Travel Tech: Power bank, universal adapter, phone/camera
5. Travel Documents: Passport, Interrail Pass, travel insurance details
6. Money Belt or Secure Wallet: For keeping valuables safe
7. First Aid Kit: Basic supplies for minor injuries or illnesses
8. Weather-Appropriate Clothing: Layers are key for Europe's variable climate
9. Toiletries: Travel-sized essentials

10. Earplugs and Eye Mask: Essential for hostels and overnight trains



Extras

1. Light Blanket or Scarf: For chilly trains or impromptu picnics
2. Portable Snacks: Granola bars, nuts, or other non-perishable items
3. Travel Towel: Quick-drying microfiber towel saves space
4. Padlock: For hostel lockers
5. Reusable Shopping Bag: For groceries and souvenirs
6. Travel Pillow: For long train journeys
7. Laundry Supplies: Travel detergent for washing clothes on the go
8. Portable Clothesline: For drying clothes in accommodations
9. Rain Cover: For your backpack in wet weather
10. Travel Journal: To document your adventures

Packing Tips

1. Pack light: You'll be carrying everything yourself, often up stairs and across train platforms
2. Roll clothes instead of folding to save space and reduce wrinkles

3. Use packing cubes to organize and compress your belongings
4. Wear your bulkiest items (like hiking boots or jackets) while traveling
5. Leave room for souvenirs or items you might acquire along the way
6. Pack for 7-10 days maximum, regardless of trip length – you can do laundry

Useful Apps and Resources

Essential Apps

1. Rail Planner App (Official Interrail app)
 - Offline timetables
 - Pass management
 - Reservation capabilities
2. Maps.me or Google Maps
 - Offline maps
 - Public transportation directions
 - Points of interest
3. Hostelworld or Booking.com
 - Accommodation booking
 - Reviews and ratings
 - Last-minute availability
4. Google Translate
 - Offline language packs
 - Camera translation for menus and signs
 - Conversation mode
5. XE Currency
 - Currency conversion
 - Offline rates
 - Multiple currency tracking

6. BlaBlaCar

- Ridesharing options
- Alternative to trains for some routes
- Meet locals

7. Too Good To Go

- Discounted meals from restaurants
- Reduces food waste
- Budget-friendly dining

8. Citymapper

- Detailed public transportation directions
- Real-time updates
- Available in major European cities

Useful Websites

1. Seat61.com

- Detailed train information
- Reservation guides
- Route suggestions

2. Interrail.eu

- Official information
- Reservation service
- Timetables

3. Rome2Rio

- Transportation options between destinations
- Cost comparisons
- Time estimates

4. Hostelz.com

- Compares hostel prices across booking platforms
- Unbiased reviews
- Availability search

5. Nomadic Matt

- Budget travel tips
- City guides
- Accommodation recommendations

Travel Insurance

Travel insurance is essential for Interrail journeys. Look for policies that cover:

- Medical emergencies
- Trip cancellation/interruption
- Lost or stolen belongings
- Train delays and missed connections
- COVID-19 related issues



Popular providers include World Nomads, SafetyWing, and Allianz.

Language Resources

While English is widely spoken in tourist areas, learning a few basic phrases in local languages can enhance your experience:

- Duolingo: Free language learning app
- Phrasebooks: Digital or pocket-sized for quick reference
- Google Translate: For more complex communication needs



Conclusion

Embarking on an Interrail journey across Europe is one of the most rewarding travel experiences you can have. The freedom to explore at your own pace, the opportunity to visit multiple countries with a single pass, and the chance to meet fellow travelers from around the world make Interrail a unique adventure.

As you plan your 2025 Interrail trip, remember that flexibility is key. While it's important to have a general itinerary, some of the most memorable experiences often come from spontaneous decisions – getting off at an unplanned stop because the scenery looks beautiful, extending your stay in a city you've fallen in love with, or changing your route based on recommendations from fellow travelers.

Europe's extensive rail network connects not just major cities but also charming small towns and stunning natural landscapes. Take advantage of this connectivity to explore beyond the typical tourist destinations and discover the authentic heart of each country you visit.

Travel sustainably, respect local cultures, pack light, and keep an open mind. Your Interrail adventure awaits – all aboard for an unforgettable European journey in 2025!

Useful Links

- Official Interrail Website <https://www.interrail.eu/>
- Seat61 - Guide to Train Travel in Europe <https://www.seat61.com/>
- Hostelworld - Hostel Booking Platform <https://www.hostelworld.com/>
- Rail Planner App Download <https://www.interrail.eu/en/plan-your-trip/rail-planner-app>
- European Train Timetables <https://www.bahn.com/en>
- BlaBlaCar - Ridesharing Platform <https://www.blablacar.com/>
- Too Good To Go - Food Waste Reduction App <https://toogoodtogo.com/en>
- Rome2Rio - Transportation Planning <https://www.rome2rio.com/>



Frequently Asked Questions about Interrail

What is Interrail? Interrail is a flexible way for European citizens and residents to explore Europe by train. With an Interrail Pass, travelers can access over 30,000 destinations across 33 European countries. The pass allows for unlimited train travel within its validity period.

Who is eligible for an Interrail Pass? European citizens and official legal residents of a European country can use an Interrail Pass. Non-Europeans should use the Eurail Pass.

What types of Interrail Passes are available? There are two main types of Global Passes: Flexi Passes (e.g., 4 travel days within 1 month) and Continuous Passes (e.g., 15 days in a row). There are also One Country Passes for exploring a single country in depth.

What is the Global Pass? The Global Pass allows travel across all 33 participating countries.

What is a One Country Pass? This pass is for travelers who want to explore a single country in depth. Prices start from €58, depending on the country.

Is there a discount available for Interrail Passes in 2025? Yes, there is a 15% discount on all Global Passes until April 1, 2025. This is a limited-time spring sale.

Are there different prices for different age groups? Yes, there are discounted rates for Youth (12-27), Child (4-11), and Senior (60+) travelers, as well as standard rates for Adults (28-59).

What format options are available for the Interrail Pass? Interrail offers both a Mobile Pass, available through the Interrail app, and a traditional Paper Pass.

Are there any restrictions on using the Interrail Pass in my home country? Yes, the Interrail Pass is not valid in your country of residence. However, with a Global Pass, you can make one outbound journey from your home country to begin your trip and one inbound journey back home at the end. These journeys must be taken within the same travel day if multiple trains are used.

What is a travel day? A travel day runs from 00:00 to 23:59 CET. During one travel day, you can take as many trains as you want. For Flexi Passes, only the days you actually travel count against your pass total.

Do I need to make seat reservations for all trains? No, most regional and local trains do not require reservations. However, mandatory reservations are required on most high-speed trains, international routes, and night trains. Optional reservations are recommended during peak travel times but not required.

Are there any additional costs besides the Interrail Pass? Yes, some trains not only require seat reservations but also additional supplements, such as the Brenner and Tarvisio routes.

How can I make seat reservations? You can make reservations through the Interrail Reservation Service (online booking tool), at train stations, or through national railway websites. Some reservations can also be made directly through the Rail Planner App.

Where can I find information on train times and routes? You can use the Rail Planner App, the official Interrail website, and other resources like Seat61.com.

Where can I find budget travel tips for Interrailing? The guide includes a dedicated section on Budget Travel Tips, covering money-saving tips, Interrail-specific budget tips, food and dining on a budget, and free and low-cost activities.

What are some accommodation options for Interrailers? The guide details various options, including hostels, budget hotels and guesthouses, Airbnb and vacation rentals, camping, university accommodations, and overnight trains.

What are some essential items to pack for an Interrail trip? Essentials include a backpack, comfortable shoes, a reusable water bottle, travel tech, travel documents, a money belt, a first aid kit, weather-appropriate clothing, toiletries, and earplugs and an eye mask.

Are there any useful apps for Interrailers? Yes, the guide recommends several essential apps, including the Rail Planner App, Maps.me or Google Maps, Hostelworld or Booking.com, Google Translate, XE Currency, and BlaBlaCar.

Is travel insurance recommended for an Interrail trip? Yes, travel insurance is essential and should cover medical emergencies, trip cancellation/interruption, lost or stolen belongings, train delays, and COVID-19 related issues.